





























































































CIAC TOURNAMENT BRACKET

2010 Division S Boys Lacrosse

Qualifying Round

6/2,1:30 @Waterford

| | |
|--|-----------|
|  16 Waterford | 10 |
|  17 Immaculate | 4 |

| First Round | Quarterfinal | Semifinal | Final | | | | | | | | | | | | | | | | | | | | | | | | | | | | | | | | | | | | | | | | | | | | | | | | | | | | | | | | | | | | |
|--|--|-----------|---|----------|---|-----------|---|-----------|---|----------|--|-----------|---|-----------|---|----------|---|-----------|--|----------|---|----------|---|----------|--|----------|---|----------|---|----------|---|----------|--|--|-----------|---|----------|--|----------|--|-----------|---|-----------|---|----------|--|----------|---|----------|--|--|----------|---|-----------|---|----------|---|----------|---|-----------|---|----------|--|
| <p>6/3,4:00 @Ledyard</p> <table border="1"> <tr> <td> 1 Ledyard</td> <td>20</td> </tr> <tr> <td> 16 Waterford</td> <td>1</td> </tr> </table> <p>6/3,3:00 @NW Catholic</p> <table border="1"> <tr> <td> 8 Northwest Catholic</td> <td>13</td> </tr> <tr> <td> 9 Suffield</td> <td>10</td> </tr> </table> <p>6/3,3:00 @Old Saybrook</p> <table border="1"> <tr> <td> 4 Old Saybrook</td> <td>3</td> </tr> <tr> <td> 13 Somers</td> <td>10</td> </tr> </table> <p>6/3,3:00 @St. Joseph</p> <table border="1"> <tr> <td> 5 St. Joseph</td> <td>20</td> </tr> <tr> <td> 12 Bacon Academy</td> <td>2</td> </tr> </table> <p>6/3,6:00 @Weston</p> <table border="1"> <tr> <td> 2 Weston</td> <td>17</td> </tr> <tr> <td> 15 Morgan</td> <td>1</td> </tr> </table> <p>6/3,3:00 @Old Lyme</p> <table border="1"> <tr> <td> 7 Old Lyme</td> <td>9</td> </tr> <tr> <td> 10 Joel Barlow</td> <td>5</td> </tr> </table> <p>6/3,5:00 @Ellington</p> <table border="1"> <tr> <td> 3 Ellington</td> <td>9</td> </tr> <tr> <td> 14 Tolland</td> <td>2</td> </tr> </table> <p>6/3,6:30 @Stonington</p> <table border="1"> <tr> <td> 6 Stonington</td> <td>8</td> </tr> <tr> <td> 11 Valley Regional</td> <td>5</td> </tr> </table> |  1 Ledyard | 20 |  16 Waterford | 1 |  8 Northwest Catholic | 13 |  9 Suffield | 10 |  4 Old Saybrook | 3 |  13 Somers | 10 |  5 St. Joseph | 20 |  12 Bacon Academy | 2 |  2 Weston | 17 |  15 Morgan | 1 |  7 Old Lyme | 9 |  10 Joel Barlow | 5 |  3 Ellington | 9 |  14 Tolland | 2 |  6 Stonington | 8 |  11 Valley Regional | 5 | <p>6/5,4:00 @Ledyard</p> <table border="1"> <tr> <td> 1 Ledyard</td> <td>14</td> </tr> <tr> <td> 8 Northwest Catholic</td> <td>5</td> </tr> </table> <p>6/7,4:00 @St. Joseph</p> <table border="1"> <tr> <td> 13 Somers</td> <td>4</td> </tr> <tr> <td> 5 St. Joseph</td> <td>12</td> </tr> </table> <p>6/5,4:00 @Weston</p> <table border="1"> <tr> <td> 2 Weston</td> <td>11</td> </tr> <tr> <td> 7 Old Lyme</td> <td>9</td> </tr> </table> <p>6/5,3:00 @Ellington</p> <table border="1"> <tr> <td> 3 Ellington</td> <td>6</td> </tr> <tr> <td> 6 Stonington</td> <td>7</td> </tr> </table> |  1 Ledyard | 14 |  8 Northwest Catholic | 5 |  13 Somers | 4 |  5 St. Joseph | 12 |  2 Weston | 11 |  7 Old Lyme | 9 |  3 Ellington | 6 |  6 Stonington | 7 | <p>6/8,5:00 @West Haven</p> <table border="1"> <tr> <td> 1 Ledyard</td> <td>9</td> </tr> <tr> <td> 5 St. Joseph</td> <td>13</td> </tr> </table> <p>6/8,5:00 @McMahon</p> <table border="1"> <tr> <td> 5 St. Joseph</td> <td>6</td> </tr> <tr> <td> 2 Weston</td> <td>7</td> </tr> </table> <p>6/8,5:00 @McMahon</p> <table border="1"> <tr> <td> 2 Weston</td> <td>11</td> </tr> <tr> <td> 6 Stonington</td> <td>4</td> </tr> </table> |  1 Ledyard | 9 |  5 St. Joseph | 13 |  5 St. Joseph | 6 |  2 Weston | 7 |  2 Weston | 11 |  6 Stonington | 4 | |
|  1 Ledyard | 20 | | | | | | | | | | | | | | | | | | | | | | | | | | | | | | | | | | | | | | | | | | | | | | | | | | | | | | | | | | | | | | |
|  16 Waterford | 1 | | | | | | | | | | | | | | | | | | | | | | | | | | | | | | | | | | | | | | | | | | | | | | | | | | | | | | | | | | | | | | |
|  8 Northwest Catholic | 13 | | | | | | | | | | | | | | | | | | | | | | | | | | | | | | | | | | | | | | | | | | | | | | | | | | | | | | | | | | | | | | |
|  9 Suffield | 10 | | | | | | | | | | | | | | | | | | | | | | | | | | | | | | | | | | | | | | | | | | | | | | | | | | | | | | | | | | | | | | |
|  4 Old Saybrook | 3 | | | | | | | | | | | | | | | | | | | | | | | | | | | | | | | | | | | | | | | | | | | | | | | | | | | | | | | | | | | | | | |
|  13 Somers | 10 | | | | | | | | | | | | | | | | | | | | | | | | | | | | | | | | | | | | | | | | | | | | | | | | | | | | | | | | | | | | | | |
|  5 St. Joseph | 20 | | | | | | | | | | | | | | | | | | | | | | | | | | | | | | | | | | | | | | | | | | | | | | | | | | | | | | | | | | | | | | |
|  12 Bacon Academy | 2 | | | | | | | | | | | | | | | | | | | | | | | | | | | | | | | | | | | | | | | | | | | | | | | | | | | | | | | | | | | | | | |
|  2 Weston | 17 | | | | | | | | | | | | | | | | | | | | | | | | | | | | | | | | | | | | | | | | | | | | | | | | | | | | | | | | | | | | | | |
|  15 Morgan | 1 | | | | | | | | | | | | | | | | | | | | | | | | | | | | | | | | | | | | | | | | | | | | | | | | | | | | | | | | | | | | | | |
|  7 Old Lyme | 9 | | | | | | | | | | | | | | | | | | | | | | | | | | | | | | | | | | | | | | | | | | | | | | | | | | | | | | | | | | | | | | |
|  10 Joel Barlow | 5 | | | | | | | | | | | | | | | | | | | | | | | | | | | | | | | | | | | | | | | | | | | | | | | | | | | | | | | | | | | | | | |
|  3 Ellington | 9 | | | | | | | | | | | | | | | | | | | | | | | | | | | | | | | | | | | | | | | | | | | | | | | | | | | | | | | | | | | | | | |
|  14 Tolland | 2 | | | | | | | | | | | | | | | | | | | | | | | | | | | | | | | | | | | | | | | | | | | | | | | | | | | | | | | | | | | | | | |
|  6 Stonington | 8 | | | | | | | | | | | | | | | | | | | | | | | | | | | | | | | | | | | | | | | | | | | | | | | | | | | | | | | | | | | | | | |
|  11 Valley Regional | 5 | | | | | | | | | | | | | | | | | | | | | | | | | | | | | | | | | | | | | | | | | | | | | | | | | | | | | | | | | | | | | | |
|  1 Ledyard | 14 | | | | | | | | | | | | | | | | | | | | | | | | | | | | | | | | | | | | | | | | | | | | | | | | | | | | | | | | | | | | | | |
|  8 Northwest Catholic | 5 | | | | | | | | | | | | | | | | | | | | | | | | | | | | | | | | | | | | | | | | | | | | | | | | | | | | | | | | | | | | | | |
|  13 Somers | 4 | | | | | | | | | | | | | | | | | | | | | | | | | | | | | | | | | | | | | | | | | | | | | | | | | | | | | | | | | | | | | | |
|  5 St. Joseph | 12 | | | | | | | | | | | | | | | | | | | | | | | | | | | | | | | | | | | | | | | | | | | | | | | | | | | | | | | | | | | | | | |
|  2 Weston | 11 | | | | | | | | | | | | | | | | | | | | | | | | | | | | | | | | | | | | | | | | | | | | | | | | | | | | | | | | | | | | | | |
|  7 Old Lyme | 9 | | | | | | | | | | | | | | | | | | | | | | | | | | | | | | | | | | | | | | | | | | | | | | | | | | | | | | | | | | | | | | |
|  3 Ellington | 6 | | | | | | | | | | | | | | | | | | | | | | | | | | | | | | | | | | | | | | | | | | | | | | | | | | | | | | | | | | | | | | |
|  6 Stonington | 7 | | | | | | | | | | | | | | | | | | | | | | | | | | | | | | | | | | | | | | | | | | | | | | | | | | | | | | | | | | | | | | |
|  1 Ledyard | 9 | | | | | | | | | | | | | | | | | | | | | | | | | | | | | | | | | | | | | | | | | | | | | | | | | | | | | | | | | | | | | | |
|  5 St. Joseph | 13 | | | | | | | | | | | | | | | | | | | | | | | | | | | | | | | | | | | | | | | | | | | | | | | | | | | | | | | | | | | | | | |
|  5 St. Joseph | 6 | | | | | | | | | | | | | | | | | | | | | | | | | | | | | | | | | | | | | | | | | | | | | | | | | | | | | | | | | | | | | | |
|  2 Weston | 7 | | | | | | | | | | | | | | | | | | | | | | | | | | | | | | | | | | | | | | | | | | | | | | | | | | | | | | | | | | | | | | |
|  2 Weston | 11 | | | | | | | | | | | | | | | | | | | | | | | | | | | | | | | | | | | | | | | | | | | | | | | | | | | | | | | | | | | | | | |
|  6 Stonington | 4 | | | | | | | | | | | | | | | | | | | | | | | | | | | | | | | | | | | | | | | | | | | | | | | | | | | | | | | | | | | | | | |

2010 Division S Boys Lacrosse Rankings

| SCHOOL/TOWN | RATING | PCT | WON | LOST | TIED | PTS. | TIEBREAKER |
|--------------------|-----------|-------|-----|------|------|------|---------------|
| Ledyard | 1 | 1.000 | 16 | 0 | 0 | 226 | |
| Weston | 2 | 0.875 | 14 | 2 | 0 | 222 | Rating Points |
| Ellington | 3 | 0.875 | 14 | 2 | 0 | 176 | |
| Old Saybrook | 4 | 0.812 | 13 | 3 | 0 | 144 | |
| St. Joseph | 5 | 0.688 | 11 | 5 | 0 | 136 | Rating Points |
| Stonington | 6 | 0.688 | 11 | 5 | 0 | 130 | |
| Old Lyme | 7 | 0.625 | 10 | 6 | 0 | 162 | |
| Northwest Catholic | 8 | 0.562 | 9 | 7 | 0 | 130 | Rating Points |
| Suffield | 9 | 0.562 | 9 | 7 | 0 | 124 | Rating Points |
| Joel Barlow | 10 | 0.562 | 9 | 7 | 0 | 108 | Rating Points |
| Valley Regional | 11 | 0.562 | 9 | 7 | 0 | 72 | Rating Points |
| Bacon Academy | 12 | 0.562 | 9 | 7 | 0 | 66 | |
| Somers | 13 | 0.500 | 8 | 8 | 0 | 112 | Rating Points |
| Tolland | 14 | 0.500 | 8 | 8 | 0 | 70 | |
| Morgan | 15 | 0.438 | 7 | 9 | 0 | 90 | Rating Points |
| Waterford | 16 | 0.438 | 7 | 9 | 0 | 72 | |
| Immaculate | 17 | 0.400 | 6 | 9 | 0 | 34 | |

| NON-QUALIFYING TEAMS | PCT | WON | LOST | TIED |
|----------------------|-------|-----|------|------|
| St. Bernard | 0.375 | 6 | 10 | 0 |
| Housatonic Regional | 0.375 | 6 | 10 | 0 |
| Granby Memorial | 0.250 | 4 | 12 | 0 |
| Stratford | 0.250 | 4 | 12 | 0 |
| Wheeler | 0.125 | 2 | 14 | 0 |
| Lewis Mills | 0.071 | 1 | 13 | 0 |
| East Catholic | 0.062 | 1 | 15 | 0 |
| Notre Dame-Fairfield | 0.000 | 0 | 16 | 0 |
| Norwich Tech | 0.000 | 0 | 12 | 0 |
| Trinity Catholic | 0.000 | 0 | 15 | 0 |